

Dustroid[®]

Real Time Dust Monitor



About Dustroid®




Dustroid® is an MCERTS-certified outdoor dust monitoring system designed to monitor dust levels in real time with high accuracy. It measures a wide range of particulate sizes, from 1 to 100 microns, including UFPM, SPM, RSPM, and TSP, along with noise. Dustroid® works on a laser-based optical particle counter principle, utilizing an active sampling method to measure particulate matter concentrations, thereby providing reliable data.


Integration with Envizom™ enables users to visualize data in real-time, set smart alerts, and even trigger 3rd-party dust mitigation systems. This makes Dustroid® not just a monitoring device but a proactive tool for air quality management. With a unique combination of accuracy, durability, and integration-ready features, Dustroid® is ideal for industries and locations where dust emissions are a concern, such as construction sites, mining areas, quarries, ports, and metal processing facilities.




Product Features


 **Heated Inlet**
Dehumidifies the sample to nullify the effect of humidity for better accuracy.
(only available in Pro & Max variant)


 **Weather Resistant (IP66)**
IP66 Grade (certified) enclosure for endurance against harsh weather conditions.


 **Retrofit Design**
Designed for seamless integration and easy deployment in existing infrastructure


 **Over-The-Air Update**
Automatically upgradeable from a central server without any onsite visit.


 **Compact**
Lightweight and compact system that can be easily installed on a pole or wall.

 **Real-Time Data**
Continuous monitoring and real-time data transfer at configurable intervals.

 **Internal Storage**
Internal data storage capacity of up to 16 GB or 90 days.

 **Network Agnostic**
Supports a wide range of connectivity options like GSM / GPRS / WiFi / LoRa / NBIoT / Ethernet / Modbus / Relay / Satellite.

 **Identity and Configuration (Geo-tagging)**
Geo-tagging allows you to get the exact location of the device, consisting of latitude and longitude coordinates.

 **Supports High Dust Concentration**
Measures up to 30,000 µg/m³ dust concentration to provide accurate dust data.

Key Benefits



Robust and Rugged

Robustly built enclosure to sustain extreme climatic conditions.



Easy to Install

Effortless installation with versatile mounting arrangements.



Multi-parameter Capability

Provision to add gases, and meteorological to existing Dustroid® Units.



Accurate Data

Gives accurate readings in real-time to detect dust concentrations in ambient air.



Noise & Vibration Monitoring

Critical applications can utilise Dustroid with Noise Sensor to understand decibel trends and vibration.



Relay-Based Automation

Dust Suppression systems such as Mist Cannons can be activated based on data thresholds configured.

Dustroid® Usecases



Mining

Dustroid® ensures that effective alerts are deliverable to the authorities and the triggers automate the dust suppression systems on time.



Construction

Dustroid® monitors dust at construction sites and alerts authorities when dust concentrations breach the threshold limit.



Industrial Monitoring

Dustroid® provides real-time data on dust emissions from industrial processes. Tracking PM levels helps industries maintain clean air and comply with regulations.



Open Pit Mining

Dustroid® helps open-pit mines to comprehensively manage air quality, tackling dust at critical sites like drilling and blasting.

Dustroid® Variants

| Variants | Applications | Parameters |
|---|---|--|
| Dustroid® Smart | Construction and Mining | PM ₁ , PM _{2.5} , PM ₁₀ , PM ₁₀₀ , Temperature, Humidity, Pressure |
| Dustroid® Pro <i>(with heated inlet)</i> | Quarrying, Sea Ports (for High Humidity Regions) | PM ₁ , PM _{2.5} , PM ₁₀ , PM ₁₀₀ , Temperature, Humidity, Pressure |
| Dustroid® Max <i>(with heated inlet)</i> | For Critical Applications | Advanced Industrial Dust Sensor, Light, UV, Temperature, Humidity, Pressure and Vibration |

Parameters

| Sensors | ID | Range | Resolution | Min. Detection | Working Principle | Expected Sensor Life | |
|---|------------------------|--|---|------------------------|-----------------------------------|----------------------|------------------------|
| Particulate Matter (PM ₁ , PM _{2.5} , PM ₁₀ , PM ₁₀₀) | OZPM_1* (Ambient) | Upto 5000 µg/m ³ for PM ₁ , PM _{2.5} , PM ₁₀ ; | 0.1 µg/m ³ | 1 µg/m ³ | Laser Scattering | 18 Months | |
| | OZPM_2 (Industrial) | Upto 30,000 µg/m ³ for PM ₁₀₀ | 0.1 µg/m ³ for PM ₁ , PM _{2.5} , PM ₁₀ ; 1 µg/m ³ for PM ₁₀₀ | 1 µg/m ³ | | 2 years | |
| Temperature | OZTEMP_1* | -40 to 125°C | 0.01°C | -40 °C | Solid State Semiconductor Sensing | 2 years | |
| Humidity | OZHUM_1* | 100% Rh | 0.10% ppm | 0.10% ppm | | | |
| Barometric Pressure | OZPRES_1* | 300-1100 hPa | 0.18 Pa | 300 hPa | | | |
| Pyranometer Solar Radiation 300 - 1100 nm | Light Intensity | OZUV_1 | Up to 100,000 Lux | 1 Lux | Photoconductivity | 2 years | |
| | Visible Light | | Upto 5000 Lux | 0.1 Lux | | | 0.1 Lux |
| | Solar Radiation | | 0.1-100,000 uW/cm ² | 0.1 uW/cm ² | | | 0.1 uW/cm ² |
| | UV Index | | 0-12 | - | | | - |

Note: Expected Sensor Life can vary, subject to actual concentration on-site. In the interest of continued product improvement, we reserve the right to change design features and specifications without prior notification. The data contained in this document is for guidance only, Oizom® accepts no liability for any consequential losses, injury or damage resulting from the use of this document or the information contained within.

External Modules



Anemometer
OZWSD_1*, OZWSD_2
Wind Speed: 0-40 m/s; 0-80 m/s
Wind Gust: 0-40 m/s
Wind Direction: 0-359°
Working Principle: Ultrasonic



Rain Gauge
OZRAIN_1, OZRAIN_2*
Resolution: 0.25 mm; 0.10 mm
Working Principle: Tipping Bucket



Vibration Sensors
PPV: +/- 2G
Range frequency: 0.5 - 250 Hz
Range velocity: ±50 mm/s (±2 in/s)
Working Principle: MEMS



Noise Sensor
OZN_2*
Working Principle: Capacitive
Range: Upto 140 dB

*Indicates standard delivery timeline.

NOTE: Vibration & Class I Noise sensors are available as optional features upon specific customer request.

Specifications

Mechanical

| | |
|----------------|---|
| Size | 360mm (H) x 328mm (W) x 200mm (D) |
| Weight | 8 Kg (instrument weight) |
| Material | Aluminum Magnesium Alloy, Mild-steel (With Powder Coating), FRP |
| Certifications | CE, NEMA 4X, IP66, RoHS, MCERTS |

Electrical

| | |
|------------------------|---|
| Avg. Power Consumption | up to 7 Watts; max 60 Watts (in case of heated inlet); [Actual consumption will vary upon the number of parameters] |
| Power Input Options | AC : External 110-240V AC, 50-60Hz DC : Uninterrupted 24V DC, 2 Ampere 100 Watt 24V Solar Panel |
| SMPS Specs | 24V, 2Amps output UL-62368 & CAN/CSA C22.2 Certified |
| Battery Backup Time | Up to 24 Hours (Not available in Pro & Max variant) |
| Battery Specs | Lithium iron phosphate (LiFePO4) battery cell with rated voltage 12.8V Capacity |

Technical

| | |
|-----------------------|---|
| Processor | Quad Core ARM Cortex |
| Memory | 2GB RAM / 16 GB eMMC ROM |
| Device Interface | On-device Software / API / Cloud Platform |
| Internal Data Storage | Upto 16 GB or 90 days |

Environmental

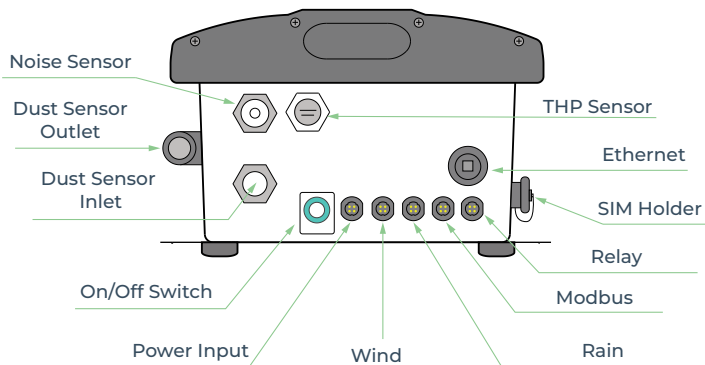
| | |
|-----------------------|-----------------|
| Operating Temperature | -20 °C to 60 °C |
| Operating Humidity | 0-93% RH |
| Recommended Humidity | 15-90% RH |
| Storage Conditions | 10 - 40°C |











Sensing

| | |
|----------------------------|---|
| Dust Measurement Principle | Active Sampling with Sampling rate of 1 L / min |
| Warm up time | < 2 minutes for data stabilisation |

Communication

| | |
|----------------------|--|
| Data Interval | 2-30 minutes (configurable) |
| Data-push Protocol | HTTPS post request to host server |
| Data-pull | HTTPS request on device IP |
| Firmware Updates | Over-The-Air Firmware Update |
| Standby Connectivity | GSM (2G/3G/4G) for remote diagnosis, FOTA updates, and cloud calibration |

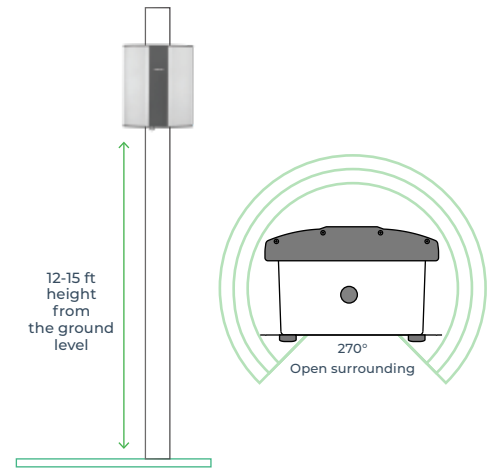


| Connectivity Options | | Specification |
|----------------------|---|--------------------------------|
| Wireless |  GSM | Global 2G / 3G / 4G |
| |  LoRa | 868 MHz / 915 MHz |
| |  LTE | CAT-M1 |
| |  NB-IoT | CAT-NB1 |
| |  sigfox | 868 to 869 MHz, 902 to 928 MHz |
| |  Wi-Fi | AP Mode and Station Mode |
| |  Satellite | Satellite |
| Wired |  Ethernet | Static / DHCP Configuration |
| |  Modbus | RS485 RTU / TCP |
| |  RELAY | 2 Channel Relay Output |

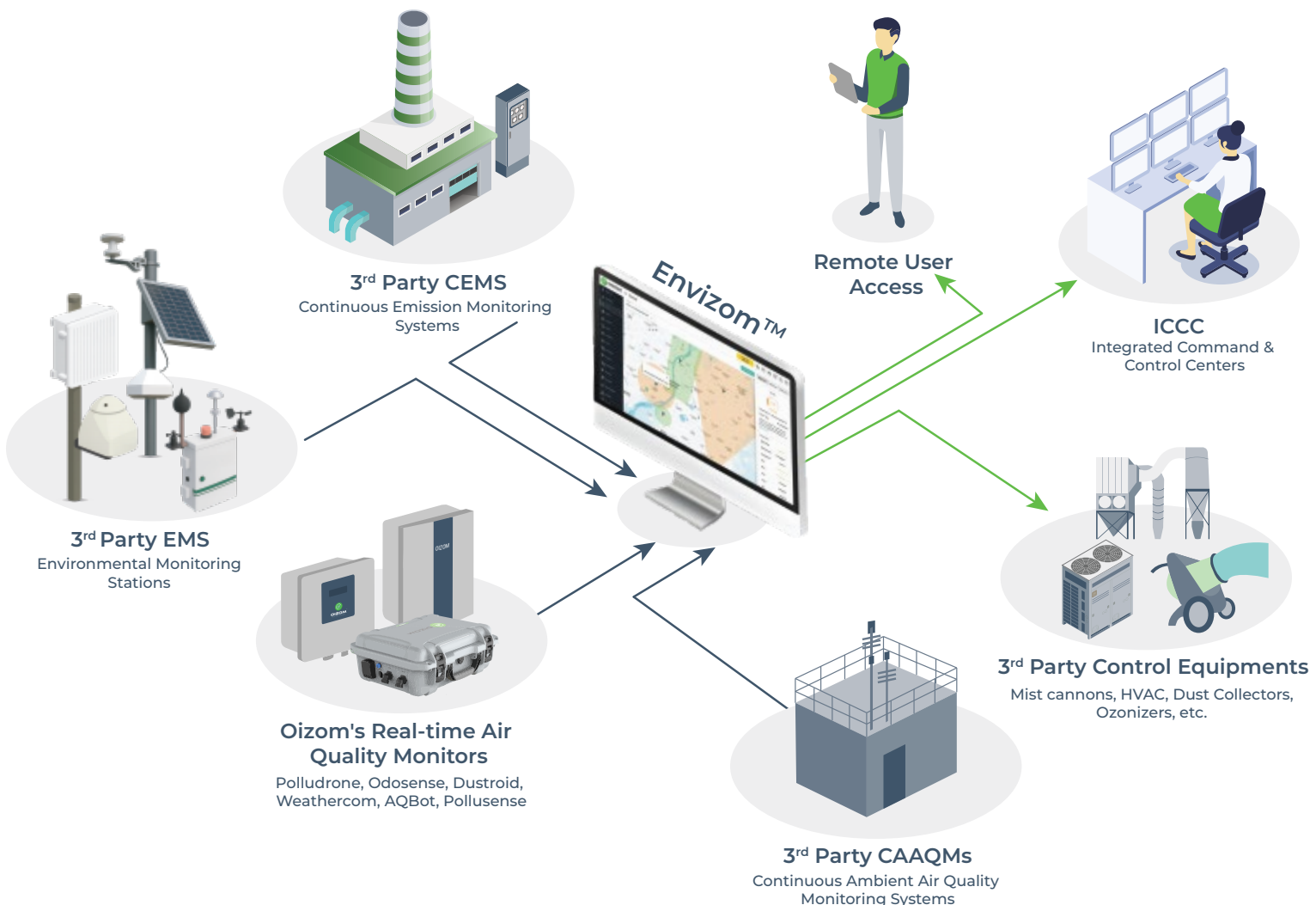
Functional Specifications

Proper location selection is critical for optimised data collection. It varies as per the purpose of the project. According to U.S. EPA QA handbook (Vol II, Section 6.0 Rev.1), the selection of locations should be based on monitoring purposes.

| | |
|-----------------------------|---|
| Preferred Mounting | Pole / Wall (preferably 270° open surrounding) |
| Installation Height | 12-15 feet (4-5 meters) |
| Direction | As per maximum direct sunlight exposure |
| Power Availability | Constant AC / DC supply within a 2-meter range from the unit or solar panel |
| Network Availability | Uninterrupted network connection |



Solution Architecture



Envizom™

Data Visualisation and Analytics Platform



Envizom™ is Oizom's Environmental visualisation & analytics platform, built to turn complex air quality data into actionable insights. Providing remote visibility & control, it consolidates data from multiple sites, parameters, & devices into a single, intuitive dashboard. Our Environmental Data Interpretation Engine, powered by Artificial Intelligence & Machine Learning algorithms, provides accurate, real-time data, helps identify pollution sources, & understands directional trends. From city-wide comparisons to site-specific trends, smart multi-dimensional analytics enable comparisons across locations, parameters, & time spans. Envizom™ uses secure servers for data storage and on-premise storage is also supported.

Envizom's modules empower users to make informed decisions and implement effective strategies to mitigate air quality issues on time. Envizom™ offers an automation feature based on user-defined thresholds to trigger mist cannons for dust con-

Envizom™ Capabilities



Wind & Pollution
Rose Charts



Smart Alerts



Easy to Integrate APIs



Process Automation



Advanced Analytics



Automated Reports

Privacy First Platform



Data Privacy

The data shared with the client uses an encryption server through Secure Socket layers. Envizom™ also uses AES encryption for connection that adds to data safety.



Data Ownership

Envizom™ creates a secure and encrypted password combination for the user login. Oizom® ensures 100% privacy of the data and doesn't share without relevant permissions.



Data Transparency

Data collected from Oizom® equipment runs through the Environment Data Interpretation Engine. It processes various algorithms and eliminates environmental impact interferences on the sensors.



SANS

OWASP
Open Web Application
Security Project

IEC

IEC 62443-4-1



Security Tested



100w Cybersecurity
Practices



TCM
SECURITY

Case Studies



Ensuring Workers' Safety by Dust Monitoring at the Red Sea Airport

To safeguard workers and improve site readiness during sandstorms, the Red Sea Development luxury project installed Oizom's Dustroid® Smart at its airport site. The system enables real-time dust monitoring and early warnings for safety measures.



Saudi Arabia



Dustroid Smart



Airports

Monitoring Air Pollutants in Umnugobi Province, Mongolia

Oizom® installed Dustroid® Smart in Mongolia's Umnugobi province to monitor harmful dust and pollutant levels. The solution helps protect miners and the surrounding environment in challenging climatic conditions.



Mongolia



Dustroid Smart



Mining



Optimizing Dust Control at BHP Spence with Advanced Dust Monitoring

BHP Spence installed Dustroid® Max at the mining site for real-time monitoring of high-concentration particulate levels. This helped improve dust management, boost operational efficiency, and create a safer, healthier environment.



Chile



Dustroid Max



Mining



Case Studies



Real-Time Dust Monitoring at Seco Tools India for Safer Work Environment

Seco Tools India Pvt. Ltd. deployed Dustroid® to monitor real-time dust emissions at their facility. They selected this solution to meet regulatory standards, improve workplace safety, and access continuous air quality insights.



India



Dustroid
Smart



Manufacturing
Industry

Construction Company in Florida Maintaining Environmental Responsibility with Dustroid®

A well-known construction company in South Florida installed Oizom's Dustroid® to manage dust levels across their construction sites. This move supports their goal to uphold environmental responsibility.



USA



Dustroid
Smart



Construction



World's Largest Gold Mine Chooses Oizom's Dustroid® for Dust Monitoring

The Guinness World Record holder for the deepest and richest gold mine adopted Oizom's Dustroid® to improve worker safety and reduce environmental impact from mining operations.




South Africa



Dustroid
Smart



Mining



About Oizom®



Leader in sensor based
air quality monitoring



Monitors designed for
easy and quick setup



Low powered solutions
for multiple applications

Oizom® is an environmental company that offers accurate air quality monitoring solutions designed to deliver air quality insights for better decision-making. Using our patented e-breathing technology, we measure key environmental parameters including air quality, noise, odour, weather, radiation, etc. Our AI-enabled data analytics platform can derive various actionable insights and predict data for authorities, communities, and industries.

With a strong focus on data accuracy and reliability, our devices are powered by advanced technology and smart algorithms. From fixed installations to portable monitors, Oizom® offers scalable solutions that fit a wide range of applications, including construction, mining, industrial safety, smart infrastructure, and environmental compliance. Over the past decade, Oizom® has deployed over 3,500 environmental monitoring devices across 90+ major cities, helping track the environmental health of over 250 million people through a strong partner network in 80+ countries.

Other Oizom® Products



Odosense®
Odour Monitoring System

Odosense® monitors various odourful and toxic gases and provides insight into odour dispersion.



AQBot™
Single Parameter Air Quality Monitor

AQBot™ is an industrial-grade single-parameter air quality monitor with automation capabilities.



Weathercom®
Automatic Weather Station

Weathercom® is an automatic weather station designed to measure various meteorological parameters.



Polludrone®
Ambient Air Quality Monitoring

Polludrone® is an ambient air quality monitor that measures particulate matter, gases, and weather parameters.



Pollusense™
Portable Air Quality Monitor

Pollusense™ is a portable air quality monitor that measures multiple toxic gases and particulates.





Trusted by

80+ Countries



Solutions Installed in

90+ Cities



Total Devices Installed

3500+



Total Population Covered

250 million+

Oizom Customers



Changing the way Industries monitor air quality



Get in touch



House No.2, Garden View Corporate House,
Opp. Bodakdev Auda Garden, Ahmedabad, India

✉ contact@oizom.com / connect@oizom.com

☎ +91 88666 60025 / 39